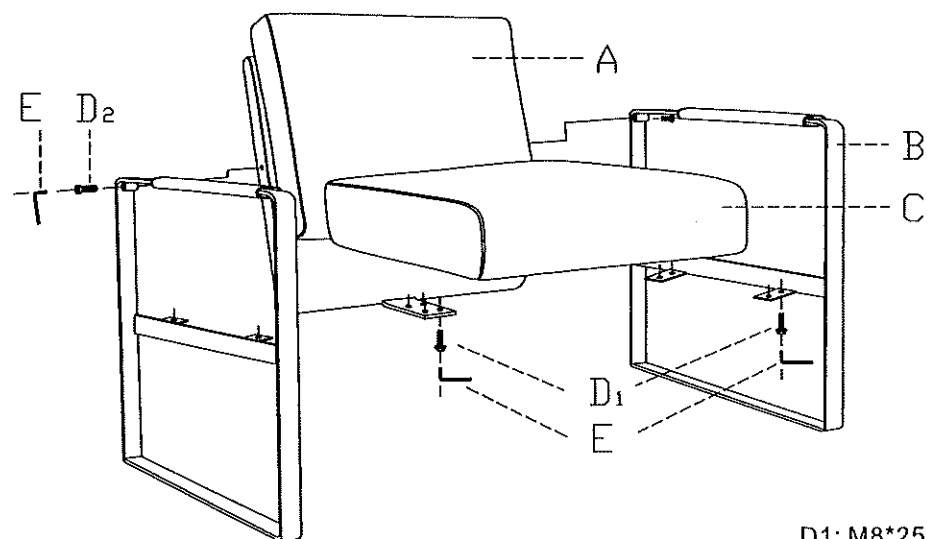


ASSEMBLY INSTRUCTIONS
MODEL: 7901

 Konfurb


Before assembly, please remove all parts from the carton, verifying that you have the correct quantities, and read all the instructions.

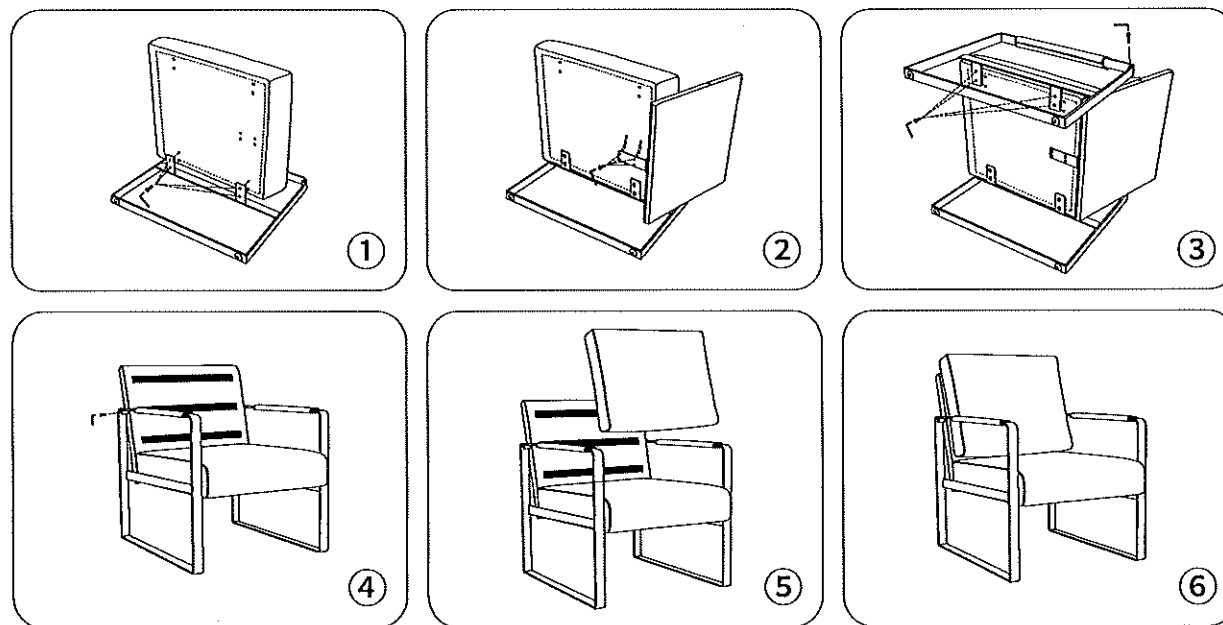
IN THE CARTON + INSTRUCTIONS:



D1: M8*25mm=12 PCS

D2: M8*45mm=2 PCS

E:  5mm=1 PCS



1 of 1

▲ ATTENTION ▲

Do not tighten any screws or bolts until the unit is completely assembled.

Ensure all bolts and screws are tightened before using the chair, check bolts and screws every 6 months.

If any parts are missing, broken, damaged or worn, stop use of product until repairs have been made using factory authorized parts.

Failure to follow these warnings may result in injury.